

**BERGER**  
  
**PAINTS**

# Inspirations

Exterior Colour Collection

Autumn Pumpkin 7991

Mango Duet 7977

*Inspired by*  
**Nature**

**Colour World**  
All the Colours of You

# Colour Combinations



Exterior paint schemes typically involve three colours. The dominant colour used to paint the walls, the secondary colour used to paint such areas as patios and verandas, and the trim colour, used to accent such areas as, eaves, posts and window sills etc. Here is an example of a harmonious triadic colour scheme used in different ways. Let one colour dominate and use the two others for accent and trim.


- |               |       |
|---------------|-------|
| 1. Primary:   | Walls |
| 2. Secondary: | Patio |
| 3. Accent:    | Trims |



Deciding what goes where can be tricky sometimes and could make all the difference in getting the desired effect.

So here are some useful tips:

1. In choosing a main colour, start with the roof to ensure that it will work harmoniously with the primary wall colour.
2. Identify any other colours around that need to be considered in selecting the main colour.
3. Choose the main colour. The colours should not compete against each other; but work together to bring out the best features of your home.
4. Next choose a colour for your patio or veranda.
5. Finally select the trim colour for the window sills, shutters, hoods, eaves etc.
6. Affix the colour chips to the areas being painted
7. Step back and consider the combination.
8. If it doesn't give the desired effect, change the main colour and repeat the process until you achieve the combination you like.



Don't forget that the three colours are a combination that already works well together, so it may simply be a matter of which of the three combinations you like best.

Actual colour will vary depending on the product, gloss level, application method, film variance, substrate, and light source. For critical matches, a sample of paint should be applied, allowed to dry, and checked before proceeding with entire job.



Grand Bay  
8273



Rain Mist  
8370

Spirit Wind  
8372



Sparkling Water  
7482



Spice  
0477



Earth Song  
8550



Ivory  
0315



Grand Canyon  
8015



Garlic Pod  
8524



Cedar Path  
8673



Sea Dreams  
8345



Warmstone  
0N02



Olive Grove  
8493



Tapestry  
0972



Grey Tint  
8435



Ice Cabbage  
7551



Maple Syrup  
8747



Palm Peach  
8675



Lavender Rose  
8215



Silver Grey  
0615



Brazen Breeze  
7385

Natural Linen  
L132

# Fire



*Colour World*  
All the Colours of *You*



Brownstone  
4234



Sweet Corn  
4214



Spinach Soul  
7718



Truffle Surprise  
8605



Ice Age  
8299



Still Aqua  
7480



Pine Cone  
7887



Amber-N  
5103



Desert Sun  
7938



Yellow Charm  
7935



Mohican Trail  
8670



Pine Nut  
3196



Jungle Cane  
7793



Puppy Love  
3203



Poetry  
5219



Inner Bark  
8638



Venetian Green  
0262



Prairie Island  
8631



Chinese Tea  
7809



Dark Ash  
8776



Copper  
0587



Clear Sky  
8275



Bonewhite  
0964



Dense Woods  
8385



Armada  
0U29



Fast Breeze  
9226



Ginger Root  
7888




Blue Revive  
9222



Thunder Bay  
7368

Blue Smoke  
9172



Tree Bark  
8566



Dolphin Dance  
7384



Habitat  
7720



Riverdale  
9264



Emphasis  
7357



Teal Swirl  
7481



Pale Pearl  
7940

Isle of Capri  
7414



Barley  
0572



Blue Curacao  
7360



Grains of Sand  
7934



Snow Bell  
7553



Pearl Cream  
9395



Brownie  
8766



Minty Ale  
8419



Herbal Spa  
8415



Brick Clay  
8642



Wheat Sprig  
7891



Beach Comber  
8480



Copper Leaf  
0523



Dry Sage  
7624



Beach House  
8481



Green Lantern  
7549



Safari Green  
7785



Ivory Coast  
3165



Balsam Brown  
8520



Dusk  
9233



Coral Brown  
9537



Olive Path  
7622



Hawaiian Shack  
8767



Botanica  
7886



Plum Green  
9321



Mexican Hills  
8526



Cliffside  
7786



Hidden Vale  
8649



Caffeine  
8653

## Exterior Wall



### Berger Recommends Weather Proof Ultra

- For harsh tropical environment
- Superior fungus & algae resistance
- 7 Year Warranty
- Available in over 1800 colours



### Berger Everglow Low-Sheen Emulsion

- Low VOC & Low Odour
- Dries in .15 mins
- Fungus & Algae resistant
- For concrete, plaster & wood
- Available in over 1800 colours



### Berger Tartaruga

- One-coat application
- Algae & Mildew resistant
- Low odour
- Check with Berger representative for colour availability



### Berger 303 Flat Emulsion

- Low VOC & low odour
- Dries in 15 mins
- Smooth flat sheen
- Fungus & algae resistant
- For concrete, plaster & wood
- Available in over 1800 colours



### Berger Roller-Tex

- Roll-on textured finish
- Great on walls & ceilings
- Different patterns with different rollers
- White & tintable in pastel shades
- Fungus & mildew resistance

## Exterior Wood & Metal



### Berger 2020 Water-Based Enamel

- Tough, abrasion-resistant
- Non-Yellowing
- Dries in 20 minutes
- Smooth glossy finish
- In hundreds of colours



### Berger 404


- Premium Gloss
- Self-Priming on new wood
- In Super White & any colour
- Superior fungus & algae resistance
- Solvent based
- Available in over 1800 colours



### Berger Red Oxide

- Fast-drying, anti-rust enamel
- Brush, spray or roller
- Exterior & Interior
- Fungus & Algae resistant

## Sheen Guide



Sheen: Flat

Satin

Low Sheen

Gloss

Product: 303

Weatherproof

Everglow

404

## Recommended Paint System for Architectural Applications

### STEP 1

#### PRE-TREATMENT (Optional)

Some Surfaces require pre-treatments for a range of problems, such as chalking, mildew, algae and efflorescence among other problems.

### STEP 2

#### NEW & RENEWED SURFACES

Primers help to maximize sheen and coverage of paint, and provide a more uniform appearance. They also provide an additional wear layer, especially on exterior surfaces and surfaces exposed to heavy use. When using dark colours, a tinted primer in a colour close to the topcoat, will provide better coverage and minimise the need for additional coatings.

### STEP 3

#### TOPCOAT/FINISHING COAT

Generally two coats are recommended for both interior & exterior surfaces. Some dark colours may require an additional coat. If repainting in the same colour, one coat may suffice.