



CHOOSE COLOUR WITH CONFIDENCE

Colour is a relatively inexpensive way to enhance and rejuvenate a room. It has the ability to create a mood, character and intimacy in a room. From subtle whites and cool blues to bold blazing reds, colour has the power to transform a space, capturing the essence of your personality in creating the ambiance you want.

With so many shades to choose from, you can now click, pick and plan with confidence, using the powerful **BERGER COLOUR DESIGNER** interactive programme that allows you to view the colours before you buy. Upload your own photos or select from preloaded images at www.bergeronline.com.

SURFACE PREPARATION

Ensure the surface is sound, clean, dry and free from dirt, grease and any other contamination. Apply appropriate **BERGER** primer on new and repaired surfaces for a more durable finish. **BERGER Concrete Primer** and **BERGER Wood Primer** are available in white and tintable to any pastel shade. Tinting is recommended for use under darker colours.

COMMON PAINT PROBLEMS

For chalky surfaces use **BERGER Penetrating Liquid** to bind loose chalky material to the surface. Contact your **BERGER Technical Representative** for more details on identifying preexisting problems such as mildew.

PAINT APPLICATION

- When using more than one pail of the same colour, check on the front of the label for matching batch numbers. If not the same, mix the paint together before use, to ensure uniformity of colour.
- Always stir paint thoroughly before use, and seal unused paint tightly.
- Apply two coats using a brush or roller. For spray application with Berger Magicote Flat Emulsion, thin with no more than 1/2 pint of clean water. For Berger Magicote Oil Paint thin no more than 10% using Berger #2 Reducer.
- Drying time for **BERGER Magicote Flat Emulsion** is 15 minutes, and recoating time one hour. Drying time for **BERGER Magicote Oil Paint** is 4-6 hours touch dry and recoat time of 18 hours. Hard dry in 24 hours.
- Clean brushes and rollers with warm soapy water for use with **BERGER Magicote Flat Emulsion**. Use **BERGER #2 Reducer** for use with **BERGER Magicote Oil Paint**.



Berger Paints Trinidad Ltd.
www.bergeronline.com



Magicote

EMULSION & OIL PAINT

*Affordable, Beautiful
Protection.*

NOW
AVAILABLE
IN NEW
EXCITING
COLOURS





MAGICOTE – Flat Emulsion

is an easy-to-use affordable paint specially formulated to resist fading, fungus and mildew, and is ideal for inside use on masonry walls.

EMULSION



MORNING GLORY



DUCK EGG GREEN



FROSTED LIME



VERY LEMON



GARDENIA



MARSHMALLOW



APPLE WHITE




GYPSY BELLE



PAPAYA



FRUIT PUNCH



WHISPER



OFF WHITE

Actual paint colours may vary slightly from colours shown on this card due differences in sheen, surface, texture or light.

Also available in White




MAGICOTE – Gloss Enamel

is an easy-to-use affordable paint specially formulated to resist fading, fungus and mildew, and is ideal for inside and outside wood or metal.

EMULSION



SKY WATCH



HONEY BLONDE



FLORIDA ORANGE



AQUA MARINE



WILD HEATHER



CELESTIAL WHITE



SPORTY YELLOW



SEA GREEN

GLOSS




MORNING GLORY



DUCK EGG GREEN



ASH GREY



TILE RED

Actual paint colours may vary slightly from colours shown on this card due differences in sheen, surface, texture or light.

Also available in white & black