




# Inspirations

Exterior Colour Collection

 Yellow Glean 7939

 Grains of Sand 7934

 Spinach Soul 7719



*Inspired By*  
**Nature**

**Colours • Products • Services**

**Colour World**  
All the Colours of *You*

# Colour Combinations



Exterior paint schemes typically involve three colours. The dominant colour used to paint the walls, the secondary colour used to paint such areas as patios and verandas, and the trim colour, used to accent such areas as, eaves, posts and window sills etc. Here is an example of a harmonious triadic colour scheme used in different ways. Let one colour dominate and use the two others for accent and trim.

- |               |       |
|---------------|-------|
| 1. Primary:   | Walls |
| 2. Secondary: | Patio |
| 3. Accent:    | Trims |



Deciding what goes where can be tricky sometimes and could make all the difference in getting the desired effect.

So here are some useful tips:

1. In choosing a main colour, start with the roof to ensure that it will work harmoniously with the primary wall colour.
2. Identify any other colours around that need to be considered in selecting the main colour.
3. Choose the main colour. The colours should not compete against each other; but work together to bring out the best features of your home.
4. Next choose a colour for your patio or veranda.
5. Finally select the trim colour for the window sills, shutters, hoods, eaves etc.
6. Affix the colour chips to the areas being painted
7. Step back and consider the combination.
8. If it doesn't give the desired effect, change the main colour and repeat the process until you achieve the combination you like.



Don't forget that the three colours are a combination that already works well together, so it may simply be a matter of which of the three combinations you like best.

Actual colour will vary depending on the product, gloss level, application method, film variance, substrate, and light source. For critical matches, a sample of paint should be applied, allowed to dry, and checked before proceeding with entire job.



Spirit Wind  
8372



Grand Bay  
8273



Rain Mist  
8370



Sea Dreams  
8345



Warmstone  
0N02



Olive Grove  
8493



Spice  
0477



Sparkling Water  
7482



Earth Song  
8550



Ivory  
0315



Grand Canyon  
8015



Garlic Pod  
8524



Cedar Path  
8673



Tapestry  
0972



Grey Tint  
8435



Ice Cabbage  
7551



Maple Syrup  
8747




Palm Peach  
8675



Lavender Rose  
8215



Natural Linen  
L132



Silver Grey  
0615



Brazen Breeze  
7385

# Fire



# Inspirations

Exterior Colour Collection



Yellow Gleam  
7939



Grains of Sand  
7934



Spinach Soul  
7718



Pine Cone  
7887



Amber-N  
5103



Desert Sun  
7938



Venetian Green  
0262



Prairie Island  
8631



Chinese Tea  
7809



Yellow Charm  
7935




Mohican Trail  
8670



Pine Nut  
3196




Jungle Cane  
7793



Truffle Surprise  
8605



Ice Age  
8299




Still Aqua  
7480



Puppy Love  
3203




Poetry  
5219




Inner Bark  
8638



Dark Ash  
8776



Copper  
0587



Clear Sky  
8275



Bonewhite  
0964



Dense Woods  
8385



Armada  
0U29



Habitat  
7720



Riverdale  
9264



Emphasis  
7357



Fast Breeze  
9226



Ginger Root  
7888



Blue Revive  
9222



Thunder Bay  
7368




Blue Smoke  
9172



Tree Bark  
8566



Dolphin Dance  
7384




Teal Swirl  
7481



Pale Pearl  
7940



Isle of Capri  
7414



Barley  
0572



Blue Curacao  
7360



Sweet Corn  
4214



Snow Bell  
7553



Pearl Cream  
9395




Brownie  
8766



Minty Ale  
8419



Herbal Spa  
8415




Brick Clay  
8642



Wheat Sprig  
7891



Beach Comber  
8480



Copper Leaf  
0523



Dry Sage  
7624



Beach House  
8481



Green Lantern  
7549




Safari Green  
7785




Ivory Coast  
3165



Balsam Brown  
8520



Dusk  
9233




Coral Brown  
9537



Olive Path  
7622



Hawaiian Shack  
8767



Botanica  
7886



Plum Green  
9321



Mexican Hills  
8526



Cliffside  
7786



Hidden Vale  
8649



Caffeine  
8653

# Exterior Wall



## Berger Recommends Weather Proof Ultra

- For harsh tropical environment
- Superior fungus & algae resistance
- 7 Year Warranty
- Available in over 1800 colours\*



## Berger Everglow Low-Sheen Emulsion

- Low VOC & Low Odour
- Dries in 15 mins
- Fungus & Algae resistant
- For concrete, plaster & wood
- Available in over 1800 colours\*



## Berger Trowel-On

- One-coat application
- Algae & Mildew resistant
- Low odour
- Check Trowel-On colour card or contact Berger Paints representative for colour options
- Available in medium & Coarse variants for exterior



## Berger 303 Flat Emulsion

- Low VOC & low odour
- Dries in 15 mins
- Smooth flat sheen
- Fungus & algae resistant
- For concrete, plaster & wood
- Available in over 1800 colours\*



## Natures Whites Flat

- The Decorators' choice
- 8 Beautiful whites
- Dries in 15 minutes
- Environmentally friendly



## Natures Whites Low-sheen

- The Decorators' choice
- 8 Beautiful whites
- Dries in 15 minutes
- Environmentally friendly

\* Contact Berger Paints for recommended exterior colours.

# Exterior Wood & Metal



## Berger 404

- Premium Gloss
- Self-Priming on new wood
- Superior fungus & algae resistance
- Solvent based
- Available in over 1800 colours\*






## Berger RustPro

- Fast-drying, anti-rust enamel
- Brush, spray or roller
- Exterior & Interior
- Fungus & Algae resistant
- 8 standard colours & tint base
- Available in Gloss & Matt
- Check 404/ Rust Pro card for colour availability

\* Contact Berger Paints for recommended exterior colours.

# Sheen Guide



Sheen: Flat

Satin

Low Sheen

Gloss

Product: 303

Weatherproof

Everglow

404

# Recommended Paint System for Architectural Applications

## STEP 1

**PRE-TREATMENT (Optional)**  
Some Surfaces require pre-treatments for a range of problems, such as chalking, mildew, algae and efflorescence among other problems.

## STEP 2

**NEW & RENEWED SURFACES**  
Primers help to maximize sheen and coverage of paint, and provide a more uniform appearance. They also provide an additional wear layer, especially on exterior surfaces and surfaces exposed to heavy use. When using dark colours, a tinted primer in a colour close to the topcoat, will provide better coverage and minimise the need for additional coatings.

## STEP 3

**TOPCOAT/FINISHING COAT**  
Generally two coats are recommended for exterior surfaces. Some dark colours may require an additional coat. If repainting in the same colour, one coat may suffice.

# Make your dream a reality with BERGER ezycolour

Professional colour consultations are now just a click away.

Email a picture of your home to [ezycolorjam@gmail.com](mailto:ezycolorjam@gmail.com) and let our trained experts create 4 virtual views of how your walls would look.

For more information visit [www.bergeronline.com/caribbean](http://www.bergeronline.com/caribbean) or the Berger Caribbean facebook page.



**BERGER**  
**colour**  
SCHEME PRO

## BERGER Colour Scheme PRO App

Download now from the Apple app store or Android play store

- An easy way to create your own colour combinations.
- Choose any colour in the BERGER Spectra 1800 fandeck and let the app to guide you to the perfect Monochromatic, Analogous or Complementary colour combinations.
- Use your own photograph or click a new photograph for colour inspiration.
- Get opinions from family and friends. It's so easy, with Colour Scheme PRO. Just click "share", and send out your custom palette via Facebook.

## Get a FREE Colour Consultation and fall in love with your home again!

A great exterior scheme can enhance curb appeal and even the resale value of a home. Berger recommends lightfast colours for better colour retention. Consider the landscaping and those items that aren't being painted such as roofing. Accentuate the positive and be careful not to accent gutters and downspouts. Painting a house in a light colour will visually bring it forward and can make it



seem even larger. Dark colours can make a home look smaller but more substantial. A tall house can appear shorter by painting the upper portion in a deeper tone than the bottom. Light or white is a good choice for windowsills as they reflect heat and sunlight back into the atmosphere. A Berger Colour Advisor is available to help you make the right choice. To request this service, call (876) 923-6226, visit us at [www.bergeronline.com/caribbean](http://www.bergeronline.com/caribbean) or Berger Caribbean on facebook.

Need advice on paint or colour? Contact:  
[thebergerpaintdoctor@bergeronline.com](mailto:thebergerpaintdoctor@bergeronline.com)



**BERGER**  
**PAINTS**

Berger Paints Jamaica Ltd  
256 Spanish Town Road, P O Box 8, Kingston 11, Jamaica.  
Tel: +1-876-923-6226 Fax: +1-876-923-5129  
[bergerja\\_marketing@bergeronline.com](mailto:bergerja_marketing@bergeronline.com)

*Colour World*  
All the Colours of You

For more information on our products and services, write to us or log on to [www.bergeronline.com/caribbean](http://www.bergeronline.com/caribbean)